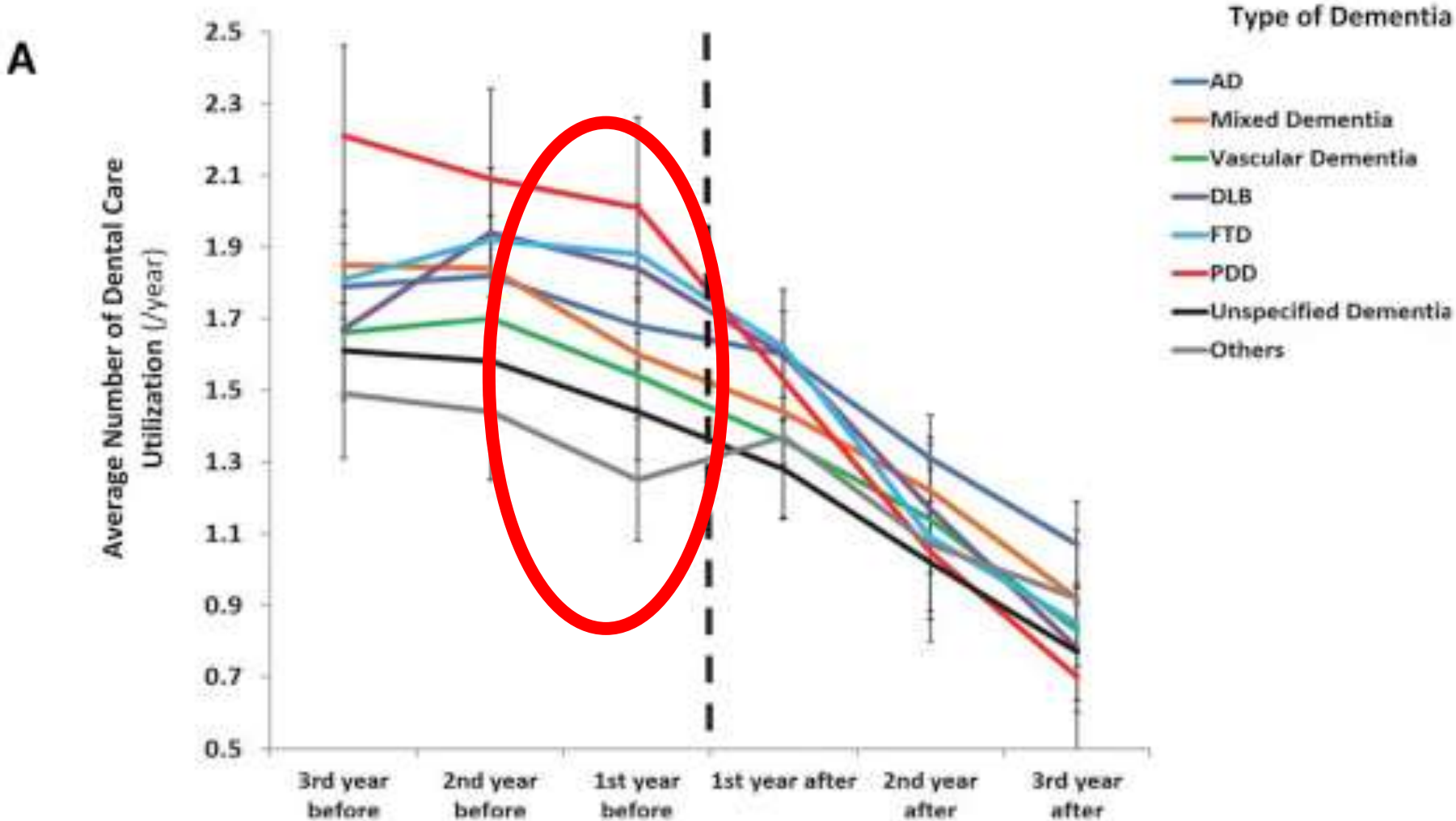


<https://www.mind.uci.edu/about/from-UC-mind>

Disease Progression

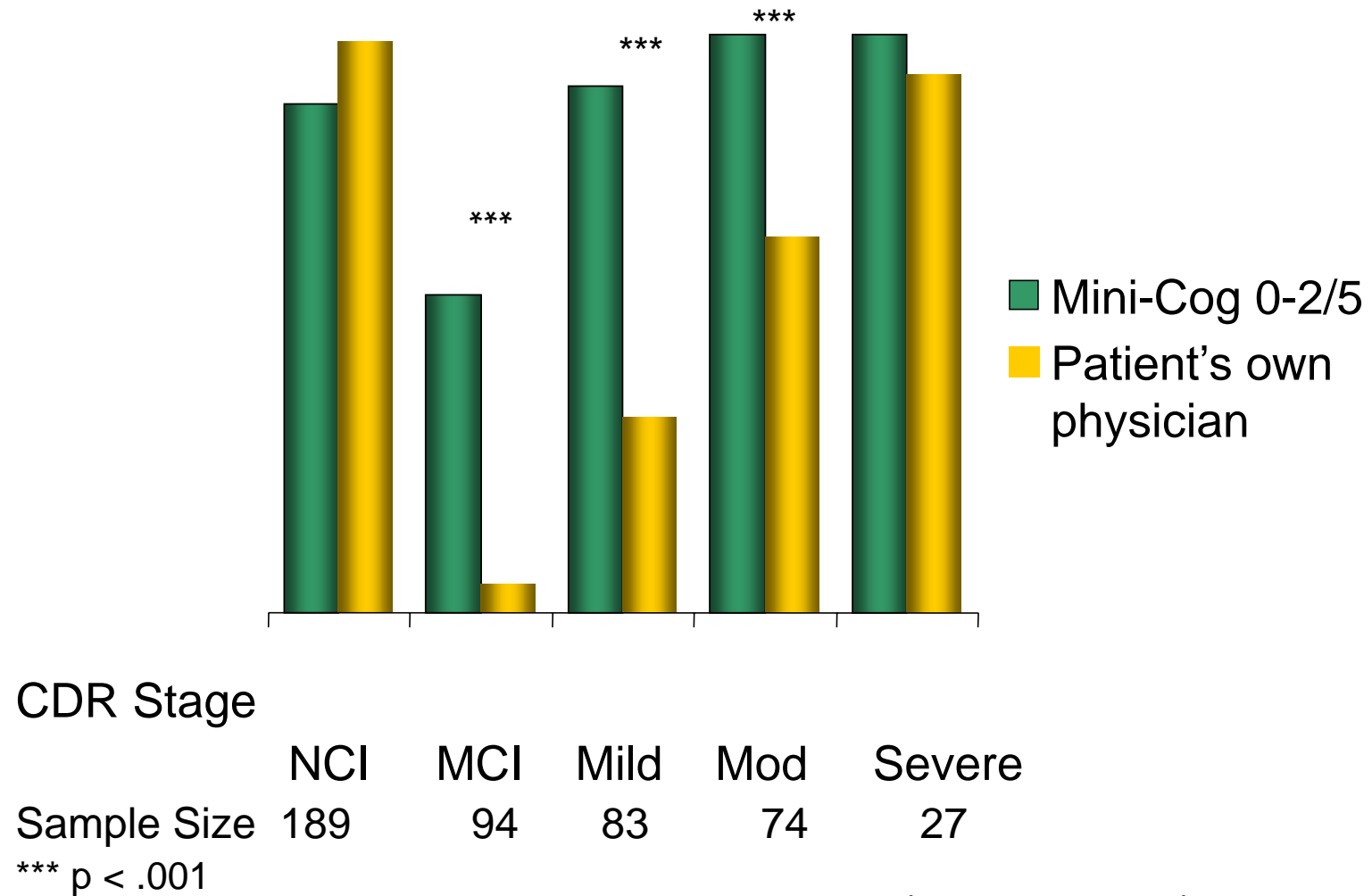


Dental care utilization in patients with dementia



Fereshtehnejad, S. M., Garcia-Ptacek, S., Religa, D., Holmer, J., Buhlin, K., Eriksdotter, M., & Sandborgh-Englund, G. (2018). Dental care utilization in patients with different types of dementia: A longitudinal nationwide study of 58,037 individuals. *Alzheimer's & Dementia*, 14(1), 10-19.

Improving detection at the point of care



Step 1: Three Word Registration

Look directly at person and say, "Please listen carefully. I am going to say three words that I want you to repeat back to me now and try to remember. The words are [select a list of words from the versions below]. Please say them for me now." If the person is unable to repeat the words after three attempts, move on to Step 2 (clock drawing).

The following and other word lists have been used in one or more clinical studies.¹⁻³ For repeated administrations, use of an alternative word list is recommended.

Version 1	Version 2	Version 3	Version 4	Version 5	Version 6
Banana	Leader	Village	River	Captain	Daughter
Sunrise	Season	Kitchen	Nation	Garden	Heaven
Chair	Table	Baby	Finger	Picture	Mountain

Step 2: Clock Drawing

Say: "Next, I want you to draw a clock for me. First, put in all of the numbers where they go." When that is completed, say: "Now, set the hands to 10 past 11."

Use preprinted circle (see next page) for this exercise. Repeat instructions as needed as this is not a memory test. Move to Step 3 if the clock is not complete within three minutes.

Step 3: Three Word Recall

Ask the person to recall the three words you stated in Step 1. Say: "What were the three words I asked you to remember?" Record the word list version number and the person's answers below.


Word List Version: _____ Person's Answers: _____

Scoring

Word Recall: 3 points)	_____ (0-3)	1 point for each word spontaneously recalled without cueing.
Clock Draw: or 2 points)	_____ (0-2)	Normal clock = 2 points. A normal clock has all numbers placed in the correct sequence and approximately correct position (e.g., 12, 3, 6 and 9 are in anchor positions) with no missing or duplicate numbers. Hands are pointing to the 11 and 2 (11:10). Hand length is not scored. Inability or refusal to draw a clock (abnormal) = 0 points.
Total Score: 5 points)	_____ (0-5)	Total score = Word Recall score + Clock Draw score. A cut point of <3 on the Mini-Cog™ has been validated for dementia screening, but many individuals with clinically meaningful cognitive impairment will score higher. When greater sensitivity is desired, a cut point of <4 is recommended as it may indicate a need for further evaluation of cognitive status.

Clock Drawing

ID: _____ Date: _____




References

1. Borson S, Scanlan JM, Chen PJ et al. The Mini-Cog as a screen for dementia: Validation in a population based sample. *J Am Geriatr Soc* 2003;51:1451–1454.
2. Borson S, Scanlan JM, Watanabe J et al. Improving identification of cognitive impairment in primary care. *Int J Geriatr Psychiatry* 2006;21: 349–355.
3. Lessig M, Scanlan J et al. Time that tells: Critical clock-drawing errors for dementia screening. *Int Psychogeriatr*. 2008 June; 20(3): 459–470.
4. Tsoi K, Chan J et al. Cognitive tests to detect dementia: A systematic review and meta-analysis. *JAMA Intern Med*. 2015; E1-E9.
5. McCarten J, Anderson P et al. Screening for cognitive impairment in an elderly veteran population: Acceptability and results using different versions of the Mini-Cog. *J Am Geriatr Soc* 2011; 59: 309-213.
6. McCarten J, Anderson P et al. Finding dementia in primary care: The results of a clinical demonstration project. *J Am Geriatr Soc* 2012; 60: 210-217.
7. Scanlan J & Borson S. The Mini-Cog: Receiver operating characteristics with the expert and naive raters. *Int J Geriatr Psychiatry* 2001; 16: 216-222.

Abnormal clock?

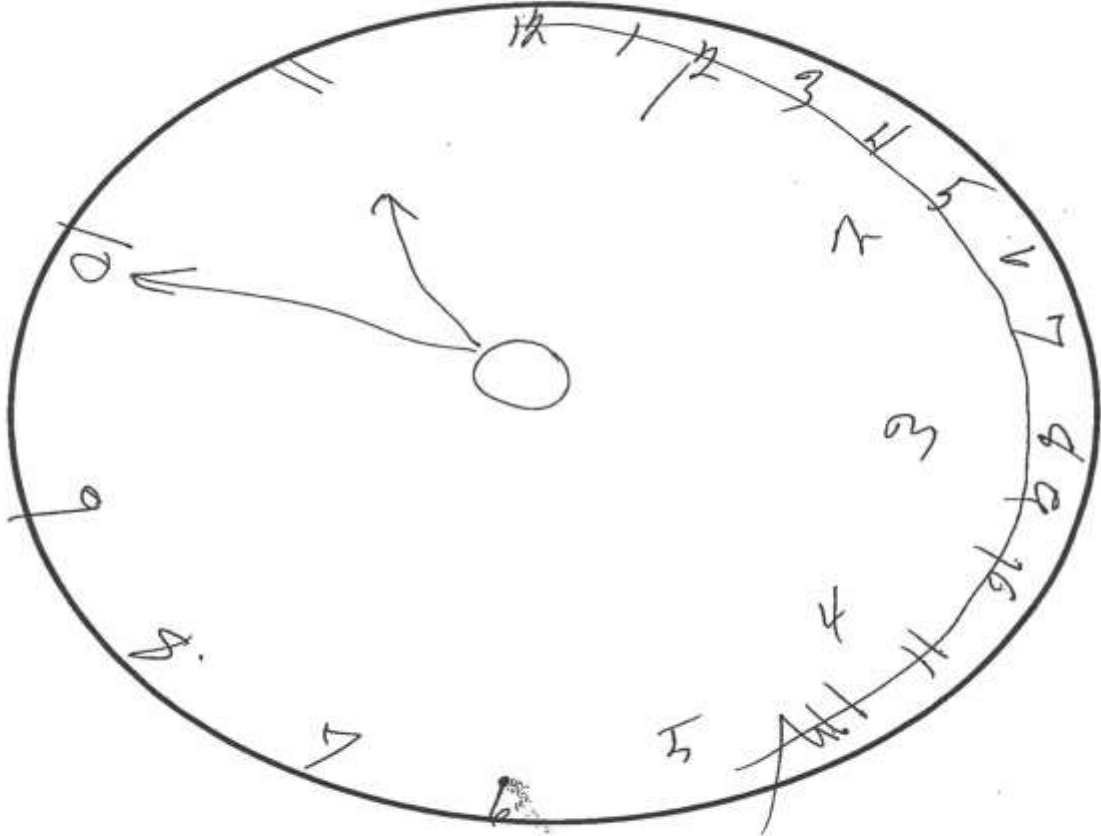
Clock Drawing Test
Patient's Name: _____ Date: 3-31-16



Clock Drawing Test

Patient's Name: [REDACTED]

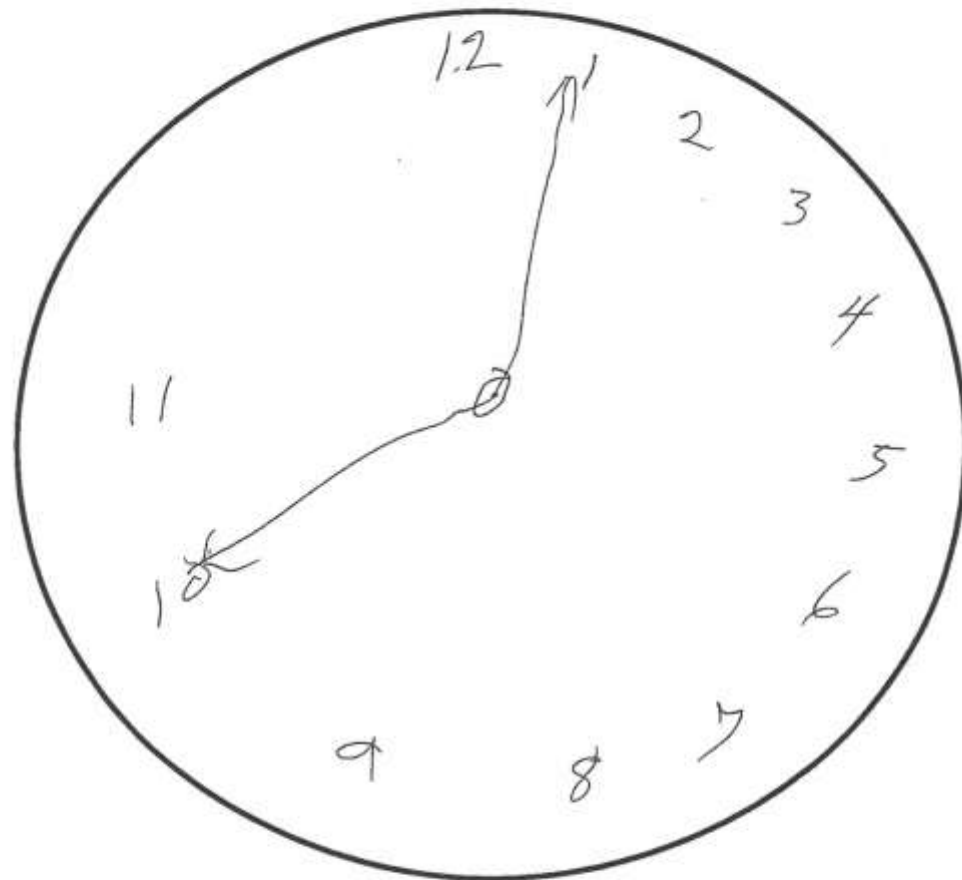
Date: 3-30-16



Clock Drawing Test

Patient's Name: [REDACTED]

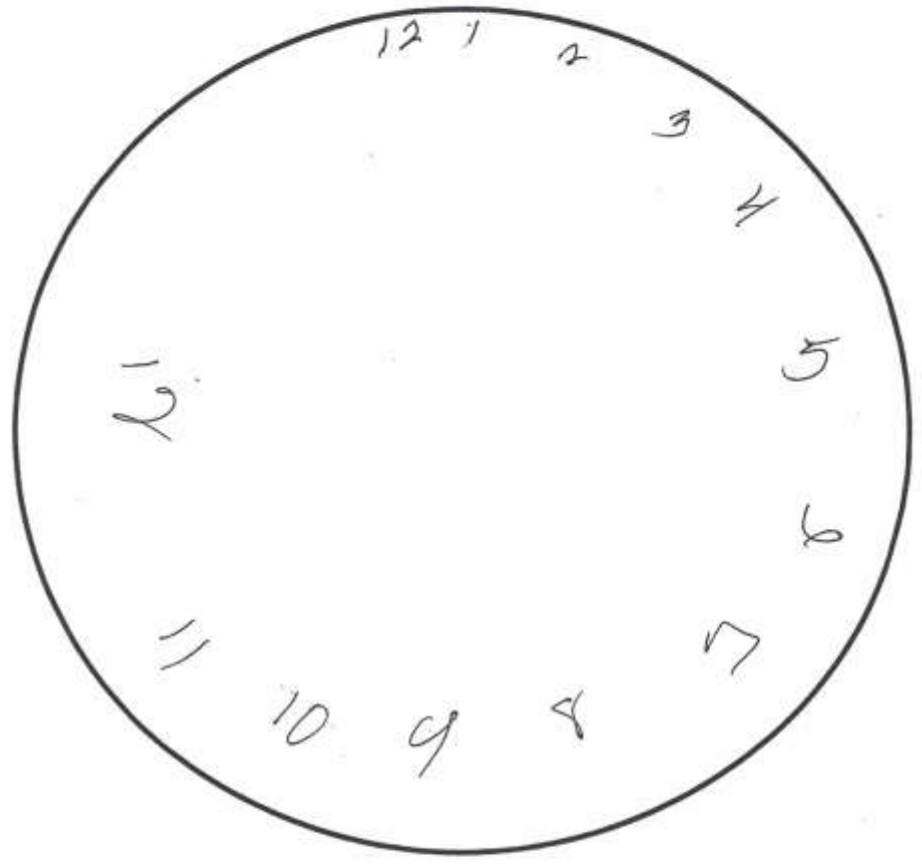
Date: 12-10-15



Clock Drawing Test

Patient's Name: ~~XXXXXXXXXX~~

Date: 3-30-16



It starts with detection



Triggers for Screening

- Poor oral hygiene
- Poor understanding
- Poor adherence to plan



Risk Factors

- Age
- DM
- CKD
- CVD
- Stroke



Simple Screen
(Mini-Cog)

Services



Diagnosis



Therapeutics



Clinical Management

